



Commercial
Vehicles



The Crafter Range

Ready for the toughest jobs

100% innovation. 100% Volkswagen



Specially designed in collaboration with our diverse customer groups, we have built a commercial vehicle unlike any other.

Crafted by you, engineered by us, the Crafter range offers customer oriented transport solutions showcasing a modern, aerodynamic design.

Packed with cutting edge safety & assistance technology, available with a variety of drivelines & engines developed for the rigors of commercial use, the result is an advanced, practical & efficient range of vans, single cab & dual cab chassis models.

Your Choice of Engine & Transmission

Choose between two 2.0 TDI engines developed specifically for commercial applications – available in both 8-speed automatic and 6-speed manual transmissions.

Available in:

- 2.0 TDI 340 turbo (340Nm, 103kW)
- 2.0 TDI 410 bi-turbo (410Nm, 130kW)

Note: Engine availability varies depending on selected Van or Chassis variant.

3 Drive Concepts

Front-Wheel-Drive

- Available up to and including 4.0t GVM

4MOTION All-Wheel-Drive

- Available up to and including 4.0t GVM

Rear-Wheel-Drive

- Dual Rear Tyre Variants
- Available variants from 4.49t up to and including 5.5t GVM

Note: GVM availability varies depending on selected body, driveline and engine combinations.

Van or Cab Chassis - A Crafter For All Requirements

With two wheelbases, an additional overhang option, three roof heights and six GVM options you can be sure there is a Crafter to suit your needs.

Enough Room for the Whole Team

With 3 seats in Vans & Single Cab variants, and 7 standard with Dual Cab variants, there is plenty of room for the team.

State of the Art Technology and Safety Systems Safety as Standard.

6 Airbags[#], Driver Fatigue Detection*, Multi-Collision Brake, Front and Rear Park Distance Control* and Rear View Camera*.

Largest Range of Optional Driver Assist Systems

With optional Adaptive Cruise Control*, Sensor based Side Protection, Side Assist*, Rear Traffic Alert*, Active Lane Keep Assist*, Park Assist*

Tech Systems

'Composition Colour' 6.5-inch Audio Radio System with App-Connect[^] as standard across the range.

Customer-specific Function Control Unit (CFCU) for bodybuilder programming standard.

Customised For You

The Crafter has over 100 optional features to ensure that it meets your requirements in every way. With cargo area trim solutions, multiple door configurations, air-conditioning, battery and alternator upgrades available, you can build your Crafter your way.

Image shown for illustrative purposes only and varies from standard MY23 specification

*Safety technologies are designed to assist the driver, but should not be used as a substitute for safe driving practices.

[^]App-Connect is compatible for selected apps with the latest smartphone versions of iOS and Android, active data service, and connection cable (sold separately).

[#]Excludes Crafter Vans with optional super-high roof, these are available with front and side airbags for driver and front passenger only.



Standard for the Crafter Van

Interior

- Comfort Seat Plus for driver, longitudinal and height adjustment, electrical 4-way adjustable lumbar support, two (2) adjustable armrests
- 2-seater front passenger bench seat with storage tray incl. two (2) cup holders and storage underneath
- LED lights in cabin
- Partition with fixed window and protective grille
- Storage system including overhead storage
- Four (4) 12 Volt sockets
- Rubber flooring in the cabin

Functional

- 'Composition Colour' 6.5-inch Radio System
- 2 USB-C ports
- App-Connect^
- Four (4) loudspeakers
- Bluetooth® phone and audio streaming capability
- Multi-function steering wheel with audio controls, telescopic adjustment
- Cruise Control with Speed Limiter
- Electronic immobiliser
- Electromechanical power steering
- Central locking with remote control
- Power windows and heated exterior mirrors
- Manual Climatic Air-Conditioning System
- Stop/Start system with generative braking
- Customer-specific Function Control Unit (CFCU) with bodybuilder programming
- Trailer wiring preparation

Safety and Driver Assist Systems

- Front Assist with City Emergency Brake*
- Driver Fatigue Detection*
- Multi-Collision Brake (MCB)
- Driver and front passenger front, side and curtain airbags#
- Front and Rear Parking Sensors*
- Rear View Camera*
- Crosswind Assist
- Hill Hold Assist
- Driver seat belt warning
- Adaptive Electronic Stabilisation Programme (ESP)
- Electronic Differential Lock (EDL)
- Traction Control System (TCS)
- Anti-lock Braking System and Brake Assist
- 10 lashing eyes for MWB and 12 for LWB

Exterior

- Halogen headlights
- Separate Daytime Running Lights (DRL)
- Side sliding door, left, 1,311mm wide
- Rear barn doors with window and wiper/washer
- 16-inch silver steel wheels with full sized steel spare wheel, tool kit and jack
- Side reflectors



Standard for the Crafter Single Cab Chassis

Interior

- Comfort Seat Plus for driver, longitudinal and height adjustment, electrical 4-way adjustable lumbar support, two adjustable armrests
- 2-seater front passenger bench seat with storage tray incl. two (2) cup holders and storage underneath
- LED lights in cabin
- Storage system including overhead storage
- Two (2) 12 Volt sockets in the cabin
- Rubber flooring in the cabin

Functional

- 'Composition Colour' 6.5-inch Radio System
- 2 USB-C ports
- App-Connect^
- Four (4) loudspeakers
- Bluetooth® phone and audio streaming capability
- Multi-function steering wheel with audio controls, telescopic adjustment
- Cruise control with speed limiter
- Electronic immobiliser
- Electromechanical power steering
- Central locking with remote control
- Power windows and heated exterior mirrors
- Manual Climatic Air-Conditioning System
- Stop/start system with generative braking
- Customer-specific Function Control Unit (CFCU) with body builder programming
- Trailer wiring preparation

Safety and Driver Assist Systems

- Front Assist with City Emergency Brake*
- Driver Fatigue Detection*
- Multi-Collision Brake (MCB)
- Driver and front passenger front, side and curtain airbags
- Hill Hold Assist
- Adaptive Electronic Stabilisation Programme (ESP)
- Anti-lock Braking System (ABS)
- Electronic Differential Lock (EDL)
- Driver seat belt warning
- Traction Control System (TCS)
- Anti-lock Braking System and Brake Assist

Exterior

- Halogen headlights
- Separate Daytime Running Lights (DRL)
- Rear panel with window
- 16-inch silver steel wheels with full sized steel spare wheel, tool kit and jack
- Side reflectors
- End cross member



Standard for the Crafter Dual Cab Chassis

Interior

- Comfort Seat Plus for driver, longitudinal and height adjustment, electrical 4-way adjustable lumbar support, two adjustable armrests
- 2-seater front passenger bench seat with storage tray incl. 2 (two) cup holders and storage underneath
- 4-seater bench in the 2nd row of seats with under seat storage
- LED lights in cabin
- Storage system including overhead storage
- Two (2) 12 Volt sockets in the cabin
- Rubber flooring in the cabin

Functional

- 'Composition Colour' 6.5-inch Radio System
- 2 USB-C ports
- App-Connect^
- Four (4) loudspeakers
- Bluetooth® phone and audio streaming capability
- Multi-function steering wheel with audio controls, telescopic adjustment
- Cruise control with speed limiter
- Electronic immobiliser
- Electromechanical power steering
- Central locking with remote control
- Power windows and heated exterior mirrors
- Manual Climatic Air-Conditioning System
- Stop/start system with generative braking
- Customer-specific Function Control Unit (CFCU) with body builder programming
- Trailer wiring preparation

Safety and Driver Assist Systems

- Front Assist with City Emergency Brake*
- Driver Fatigue Detection*
- Multi-Collision Brake (MCB)
- Driver and front passenger front, side and curtain airbags
- Hill Hold Assist
- Adaptive Electronic Stabilisation Programme (ESP)
- Anti-lock Braking System (ABS)
- Electronic Differential Lock (EDL)
- Driver seat belt warning
- Traction Control System (TCS)
- Anti-lock Braking System and Brake Assist

Exterior

- Halogen headlights
- Separate Daytime Running Lights (DRL)
- Rear panel with window
- 16-inch silver steel wheels with full sized steel spare wheel, tool kit and jack
- Side reflectors
- End cross member

*Safety technologies are designed to assist the driver, but should not be used as a substitute for safe driving practices.

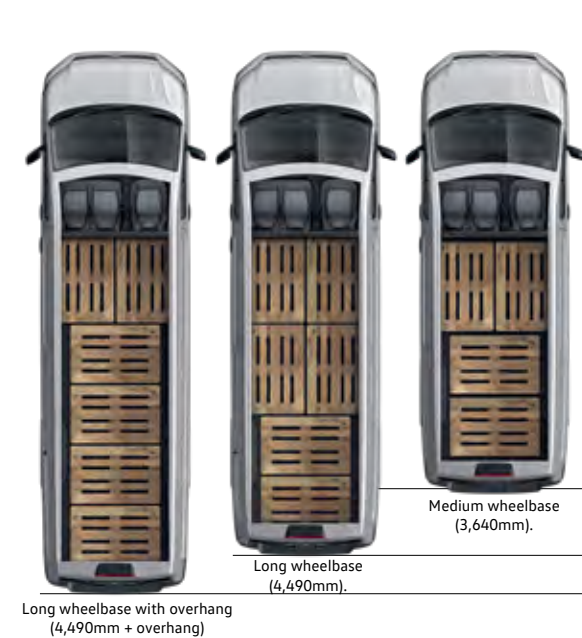
^App-Connect is compatible for selected apps with the latest smartphone versions of iOS and Android, active data service, and connection cable (sold separately).

#Excludes Crafter Vans with optional super-high roof, these are available with front and side airbags for driver and front passenger only.

The Crafter Van

Impressive loadability

With a choice of two wheelbases, an additional overhang option and three roof heights, the Crafter Van offers seriously impressive loadability with cargo volume ranging from 9.3m³ – 18.4m³ depending on configuration. In addition to impressive volume, the floor space of the medium wheelbase van allows the loading of four medium Euro pallets, while the long wheelbase with or without overhang fits six. Featuring the widest sliding door in its class with an opening width of 1,311mm and the option of a second sliding door, the Crafter makes loading and unloading a breeze.

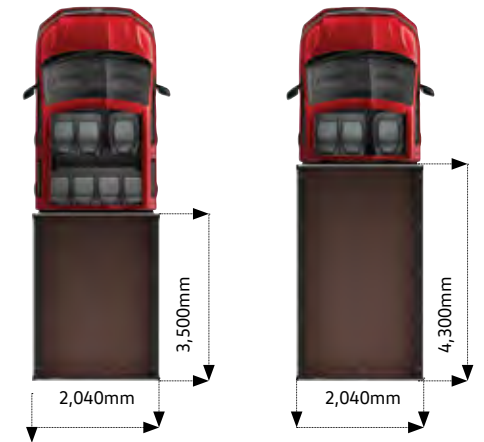
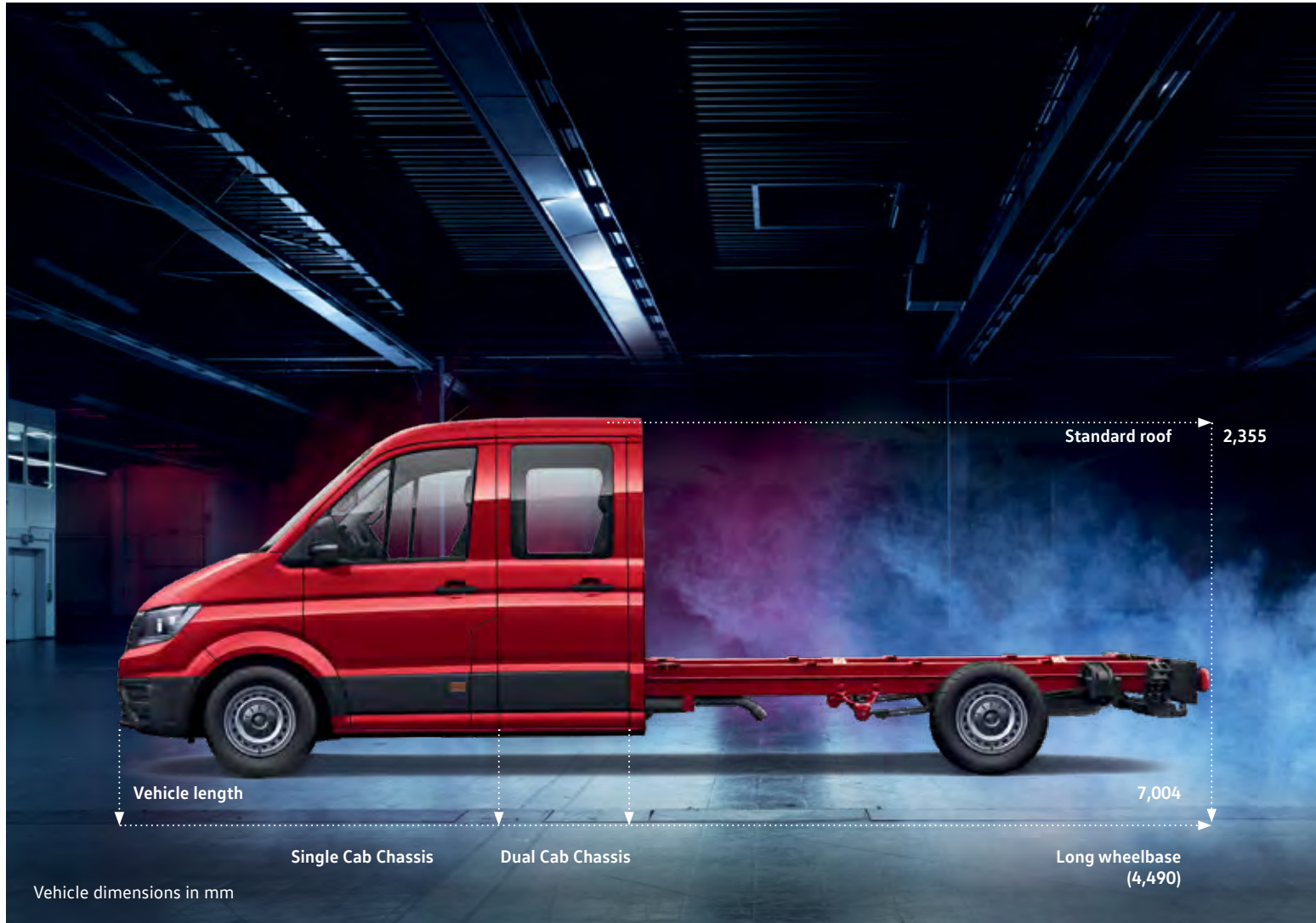


The lashing eyes are recessed to lie flush with the floor.

The Crafter Chassis

Versatile and reliable transport solutions

The Crafter Single and Dual Cab Chassis form the perfect base for a wide range of specialist applications and conversions. With a sturdy ladder frame chassis at the heart of both models, as well as numerous task-specific options, our Cab Chassis enables virtually any kind of body to be mounted.



Estimated achievable load space with platform fitment to Single and Dual Cab Chassis.

Three Drive Concepts



The **4MOTION All-Wheel Drive** offers a transversely mounted front engine – available in 8-speed full automatic and 6-speed manual – distributing the drive power variably between front and rear axle.

- Optimum traction regardless of weather and surface.
- Safe straight driving even with side winds.
- Up to 4.0t GVM.
- Mechanical Differential Lock and Hill Descent Assist optionally available.



The **Front Wheel Drive** offers a transversely mounted front engine – available in both 8-speed full automatic and 6-speed manual.

- Easier loading and unloading.
- 100mm lower loading sill.
- Increased load volume.
- Increased stability.
- More efficient power delivery.
- Up to 4.0t GVM.



The **Rear Wheel Drive** with single dual rear tyres offers a longitudinally mounted front engine is available in 8-speed full automatic and 6-speed manual.

- Maximum traction for full loads and tail-heavy body styles.
- Less demanding load distribution.
- Available from 4.49t to 5.5t GVM.
- Power-take off on the gearbox optionally available.



Fully automatic

Powerful. Reliable. Durable. Designed & developed specifically for Commercial Vehicle use

The Crafter Van and Chassis range offers a choice between an 8-speed automatic with torque converter and a 6-speed manual transmission, both of which have been calibrated especially for the Crafter's specific driving characteristics, providing great response even under load.

The 2.0L TDI engines have been developed specifically for commercial usage, meeting the highest performance and durability requirements. They are available in:

2.0L TDI340 turbo (340Nm, 103kW)

2.0L TDI410 bi-turbo (410Nm, 130kW)

Both feature BlueMotion technology including Stop/Start System and regenerative braking as standard.

Start/Stop System~. The system helps to drive economically and switches off the engine when in neutral.

Regenerative braking (recuperation). Frictional energy is stored during braking and converted into electrical energy by a generator. This is then stored in the car battery and available for electricity consumption and acceleration.



Playing it safe

Prepared to handle almost any situation

The Crafter is your constant companion. And it always plays it safe. Standard safety systems such as the Front Assist with City Emergency Brake*, Driver Fatigue Detection*, Multi-Collision Braking and six airbags# support the driver and help to keep everyone safe.



Driver Fatigue Detection*. Uses visual and audible warning signals to recommend that the driver takes a break as soon as it registers driving behaviour that indicates fatigue. | V | CH |



Seatbelt warning. Visual warning when the engine is started and an audible warning is emitted, if the driver's seatbelt is not fastened. | V | CH |



Airbags#. Front, side and curtain airbags to provide the best possible protection in the event of head-on or side impacts. | V | CH |



Cruise Control with speed limiter. At 30km/h and above, the system maintains the set speed throughout uphill and downhill inclines when activated. | V | CH |



Anti-lock Braking System (ABS). Prevents the wheels from locking and thereby maintains manoeuvrability. | V | CH |



Electronic Stabilisation Program (ESP). Standard feature that prevents under- and over-steering through targeted braking of the individual wheels. | V | CH |



Traction Control Systems (TCS). Prevents wheels from spinning excessively. | V | CH |



Electronic Differential Lock (EDL). Distributes the engine torque to the tyres without slippage. | V | CH |



01 Rear View Camera (RVC)*.

Simplifies parking by showing a limited view of the area behind the vehicle on the display of the radio. Additional guidelines help the driver manoeuvre into the space. | V |

Front and Rear Park Distance Control (PDC)*.

Emits audible warnings when obstacles are detected in front of or behind the vehicle when parking, and also provides a visual display of the vehicle's distance from these obstacles. | V |

02 Rear Traffic Alert*.

Provides an audible warning when reversing out of parking spaces if another vehicle is getting too close. In case the driver fails to react, then the system can minimise the consequences of a possible accident and, in the best case scenario, prevent an accident, through braking intervention. Forms part of 'Driver Assistance Package 2'. | V |



03 Multi-Collision Braking.

Triggers braking after a collision, with the aim of preventing secondary crashes, activated when two independent sensors detect an accident. After a short delay, the vehicle begins a phased braking action down to 10 km/h, during which the driver can take over at any time. | V | CH |

Electromechanical power steering. The speed-dependent steering with active reset improves your driving feeling and safety and achieves steering precision. | V | CH |

Hill Hold Assist. This prevents the vehicle from rolling back on inclines, making it easier to start off on uphill slopes. | V | CH |


*Safety technologies are designed to assist the driver, but should not be used as a substitute for safe driving practices.

#Excludes Crafter Vans with optional super-high roof, these are available with front and side airbags for driver and front passenger only.



04 Lane Keep Assist*.

Countersteers if a lane is left unintentionally while alerting the driver at the same time by using a warning tone and information in the multifunction display. Forms part of 'Driver Assistance Package 2' and Driver Assistance Package 'Chassis'. | V | CH |



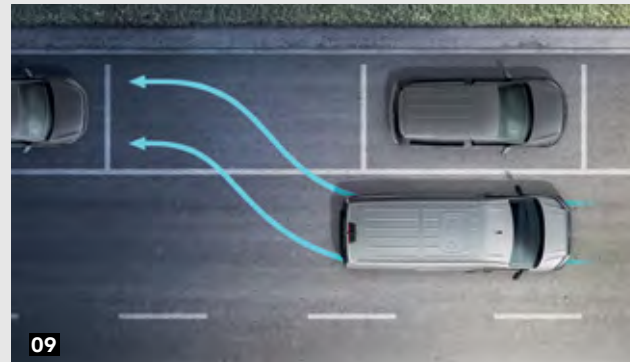
08 Crosswind Assist.

The system is a sub-function of the Electronic Stabilisation Program (ESP) that helps dealing with high crosswinds by automatically activating the brakes if needed. | V |



05 Sensor-Based Side Protection*.

Monitors the vehicle sides and emits visual and audible warnings if coming hazardously close to pillars, walls or pedestrians. Forms part of 'Driver Assistance Package 2'. | V |



09 Park Assist*.

Handles multi-step parking into parallel parking spaces. When the reverse gear is engaged, the vehicle automatically assumes control of the steering. All the driver has to do is operate the clutch, accelerator, and the brake. Forms part of 'Driver Assistance package 3'. | V |



06 Front Assist with City Emergency Braking*.

Uses a radar system to detect situations where the distance to the vehicle in front is critical and reduces the vehicle's stopping distance. In dangerous situations, the system alerts the driver using visual and acoustic signals, and with a warning jolt of the brakes. | V | CH |

07 Adaptive Cruise Control (ACC)*.

Automatically adapts the vehicle's speed to that of the vehicle driving in front and maintains the distance set by the driver. Forms part of 'Driver Assistance package 4'. | V | CH |

Optional Driver Assistance Packages:

Driver Assistance Package 1: Fog Lights with cornering function and Light & Sight. | V |

Driver Assistance Package 2: Side Protection, Rear Traffic Alert, Blind Spot Monitoring, Lane Keep Assist and Electric Folding Mirrors. | V |

Driver Assistance Package 3: Park Assist, Side Protection, Rear Traffic Alert, Blind Spot Monitoring, Lane Keep Assist and Electric Folding Mirrors. | V |

Driver Assistance Package 4: Adaptive Cruise Control. | V |

Driver Assistance Package 'Chassis': Adaptive Cruise Control and Lane Keep Assist. | CH |



01

Take your office with you

Always well connected with state-of-the-art infotainment systems

Apart from transporting materials, carrying workers from A to B safely and serving as a comfortable space to take a break, commercial vehicles are increasingly being used as a mobile office. So staying connected and operating smartphone functions safely is crucial. That is why the Crafter is fitted with a range of intelligently designed connectivity solutions.

01 Multi-Function Steering Wheel. The rocker switches let you conveniently control the multi-function display, mobile phone hands-free system and the radio systems. | V | CH |

02 The Composition Colour Radio System fitted as standard consists of a 6.5" TFT touchscreen colour display, four speakers, a USB (type-C) ports on the dash, a Bluetooth® connection for mobile phones and a dual tuner with phase diversity for optimal radio reception and App-Connect. ^ | V | CH |



02



03

02 App-Connect^ featuring Apple CarPlay®. Experience even more infotainment on the road and integrate your smartphone into your vehicle with the USB-C port and App-Connect. It mirrors selected apps from your smartphone onto the touchscreen display. Using Apple CarPlay®, Android Auto™ or MirrorLink®, you can conveniently control selected apps via the touchscreen display while also having the ability to pair two phones at the same time. | V | CH |

03 Discover Media Satellite Navigation System. Discover Media satellite navigation system features an 8 inch colour touch-screen with proximity sensor. The system also includes a 32GB media storage, natural voice control and App-Connect. ^ | V | CH |

Image shown for illustrative purposes only and varies from standard MY23 specification.

^App-Connect is compatible for selected apps with the latest smartphone versions of iOS and Android, active data service, and connection cable (sold separately).

The perfect workplace

Ergonomically designed. Loads of space

Generous storage solutions throughout the cabin, four cup holders, two 12 Volt sockets in the cabin as well as the USB port in the dashboard turn this into a practical work space. A grab handle on each side of the A pillar makes getting in and out of the vehicle a breeze. The LED lights in the cabin ensure this mobile office is optimally illuminated.

04 Comfort Seat Plus. The driver seat comes with longitudinal and height adjustment, electrical 4-way adjustable lumbar support, adjustable backrest and seat cushion angle as well as two adjustable armrests. This allows the driver to sit comfortably. |V| CH|

05 Double Bench Seat. Apart from seating two adults comfortably, it also offers generous storage underneath the bench as well as additional work space via the folding storage tray with two cup holders. |V| CH|

Seat heating for front seats (not illustrated). Heating function for the driver's seat and the outer front passenger seat is available upon request. |V| CH|

06 'ErgoActive' Suspension Seat. The driver and front passenger seats can be upgraded to the AGR ('Campaign for a Healthier Back') certified 14-way adjustable seat. In addition to Comfort Seat Plus, it offers a massage function and suspension which softens unpleasant bumps caused by poor road conditions. |V| CH|

07 Trendline package. In the cabin the package consists of an additional 12 Volt socket, step illumination and various chrome elements. The exterior components of the package include fog lights with integrated static cornering light, wheel trim with "VW" chrome emblem and chrome strips on the protective grille on the front bumper. Illustrated with optional LED headlights. |V| CH|

Winter package (not illustrated). This contains heat insulating, heat windshields and heated steering wheel. |V| CH|



Clever load compartment solutions

The Crafter panel van offers excellent loadability and load securing. The factory-fitted preparation for shelves and cupboards, the optional universal floor and the internal roof rack create even greater flexibility in the load compartment.



01 Partition with fixed window and protective grille. The unique angled window prevents reflections from impairing the driver's field of vision. The grille also protects the window, the driver and passengers in the event of abrupt braking. |V|

01 Rear barn doors. The two roof-height doors provide an opening angle of 180°. The doors can be upgraded to 270° opening angle upon request. |V|

01 Grab handle. The vertical grab handle on the B pillar in the load or rear passenger area allows ergonomic entry into the load area. If the optional second sliding door is ordered, a grab handle on the right hand side is fitted. An additional grab handle on each D pillar can be fitted. Forms part of the 'Cargo Area Upgrade Package'. |V|

02 LED load compartment lighting. Four optional LEDs integrated into the headlining provide bright and evenly distributed illumination of the load compartment. Forms part of the 'Cargo Area Upgrade Package'. |V|

12 Volt sockets (not illustrated). Two 12 Volt socket are integrated into the load area, at an accessible location on the D-pillar of the rear barn door and one on the sliding door. Vehicles with the optional second sliding door feature a third socket. |V|

03 Internal roof rack. The two optional rails can be moved and adjusted inside the vehicle and enable easy transport of long objects. They can be removed when the roof rack is not needed. |V|

04 Half-height side panel trim. The optional load compartment cladding made of plastic hollow chamber panels is especially robust. It is fitted from the floor to the roof frame and is exceptionally easy to clean. |V|



05 Climatic air conditioning with a 2nd evaporator and heater for the rear cargo/passenger area.

The Crafter can also be equipped with a climate controlled rear load compartment for professional passenger transport or to transport temperature sensitive freight. The 2nd evaporator is integrated into the cabin roof, with the vents located above the partition. The heater vents are floor-mounted. |V|CH|

06 Universal floor. This optional floor is the ideal basis for retrofitting shelving and cupboard systems available from a range of manufacturers. Special adapters (A) enable cupboard systems to be easily fastened using the notches. Longitudinal and transverse lashing rails (B) are available. |V|

07 Full-height plywood side cladding. The optional 5mm thick plywood panels make this side cladding especially resistant to impacts and is highly durable. |V|

08 Lashing rails. Robust metal rails are optionally available for the side walls, the partition, the roof frame and universal floor for optimum load securing. |V|

Wooden floor (not illustrated). The optional 8mm thick wooden floor for the load compartment provides the optimum surface for your cargo to rest on. Robust beechwood ensures outstanding sturdiness and resilience. |V|

Lashing eyes (not illustrated). The Crafter features lashing eyes on the partition allowing you to securely fasten cargo with tensioning straps and nets. The adjustable lashing eyes are recessed to lie flush with the floor. To reduce the risk of stumbling, they can also be folded to the sides in the vicinity of the doors. |V|



Volkswagen Accessories

Ready to handle whatever your working day demands

Volkswagen Genuine Accessories ensures your Volkswagen remains 100% Volkswagen. Perfectly tailored to your vehicle and tested to Volkswagen engineering standards to ensure uncompromising safety, quality and design.



01 Cargo securing net

The securing net can be attached directly to the vehicle's factory lashing points or to any position on the optional airline rails integrated into the vehicle floor using the optional tie-down belt fittings.

Part.no 7C0017230 (1400 x 1025mm)

Part.no 7C0017230A (1775 x 1150mm)


Part.no 7C0017230B (2275 x 1650mm)



02 Weathershields

Helps reduce window fogging and deflect wind and rain.

Part.no 7C0072193 (front only)



05 Roof bars

The Volkswagen roof bars serve as the ideal base system for all attachments, allowing easy transport of larger and longer objects on the roof. Maximum roof bar load limit for 3-bar set is 150kg and 50kg for a single bar. Only available in conjunction with factory optional roof rail system.

Part.no. 2E0071126A (3-bar set)

Part.no. 2E0071126B (single bar)



03 Rubber floor mats 'front'

Keep the footwell clean all year round. The perfectly fitting and durable mats with Crafter Insignia is attached to the floor using the integrated fastening system.

Part.no 7C2061502A82V



06 Wooden Floor

European manufactured plywood in light grey top finish. Providing maximum protection for the rear cargo space of the Van.

Towbar kit (not illustrated)

Rigorously tested to meet stringent Volkswagen engineering standards and Australian Design rules. For Van models only.



04 Rear Step

For added safety, the rear step provides safe access to load and unload your cargo as well access the rear space. Compatible with the vehicle's rear parking sensors, the rear step also provides rear bumper protection.

Rear Technician Step available to suit with or without the genuine towbar.



07 Lashing Straps with Ratchets

The lashing straps provide you with a quick and simple way of securing your payload. Length: 3500mm.

Part.no. 2E0017244

Conversions

When conventional is not enough

Does your business require a custom solution? With the Volkswagen Commercial Vehicles range you have all the flexibility you need. We'll listen to your brief and work with you to find the right solution, whether it's an off-the-shelf conversion or something totally bespoke.

For technical information on conversions, please consult the Bodybuilder Database at <https://www.customizedsolution.com/en/en/technical-information> or consult your Volkswagen Dealer.



Colours, Upholstery and Wheels

Solid paint finishes



Candy White | Solid paint finish | B4B4



Cherry Red | Solid paint finish | 4B4B



Luminous Orange | Solid paint finish | E3E3



Deep Ocean Blue | Solid paint finish | 0POP

Metallic and Pearlescent paint finishes



Reflex Silver | Metallic paint finish | 8E8E



Indium Grey | Metallic paint finish | X3X3



Deep Black | Pearlescent paint finish | 2T2T

Two Tone paint finishes



Candy White | Deep Ocean
Two Tone paint finish | 9583



Candy White | Cherry Red
Two Tone paint finish | 9335



Candy White | Mojave Beige Metallic
Two Tone paint finish | 9198



Reflex Silver Metallic | Indium Grey Metallic
Two Tone paint finish | 9798

Wheels



16" steel wheel (Silver)
Standard on all Crafter 35 and 50 variants



16" steel wheel (Black)
Optional on all Crafter 35 and 50 variants



17" steel wheels (Silver)
Standard on all Crafter 55 variants

Seat upholstery



Austin | Cloth seat upholstery | Titanium Black

Please note that Metallic, Pearl Effect and Two Tone paint are optional at extra cost. The print process does not allow for exact reproduction of the exterior or the upholstery colours. Not all colours are available with Cab Chassis variants, optional body coloured bumpers and/or roof height increases. Please contact your Volkswagen Dealer for further information on colours and upholstery combinations.

Technical Specifications

Engine	2.0 litre TDI340 BlueMotion with engine Stop/Start system~ and brake energy recovery	2.0 litre TDI410 BlueMotion with engine Stop/Start system~ and brake energy recovery
Type	4-cylinder diesel engine, common rail turbo direct injection	4-cylinder diesel engine, common rail bi-turbo direct injection
Max Power, kW @ rpm	103 @ 3,500	130 @ 3,600
Max Torque, Nm @ rpm	340 @ 2,000	410 @ 2,000
Cubic Capacity, litres/cc	2.0 / 1,968	2.0 / 1,968
Bore/stroke, mm	81.0 x 95.5	81.0 x 95.5
Fuel Type	Diesel, min. 51 CZ in accordance with DIN EN 590	Diesel, min. 51 CZ in accordance with DIN EN 590
Fuel tank capacity, L	75	75
Compression Ratio	15.5 : 1	15.5 : 1
Brake Systems	Anti-lock Braking System (ABS) with Electronic Brake-pressure distribution (EBD), Brake Assist and Electronic Stabilisation Program (ESP), Brake energy recuperation	
Suspension Upgrades	Optionally available	
Steering	Electro-mechanical power-assisted rack & pinion steering	

Transmission	Front Wheel Drive	4MOTION	Rear Wheel Drive	Front Wheel Drive	4MOTION	Rear Wheel Drive
8-speed automatic	o	—	—	o	o	o
6-speed manual	o	—	—	o	o	o
Brakes						
Front disc brakes, mm	303 x 28 ventilated	—	—	303 x 28 ventilated	303 x 28 ventilated	303 x 28 ventilated
Rear disc brakes, mm	300 x 22 ventilated	—	—	300 x 22 ventilated	300 x 22 ventilated	303 x 28 ventilated

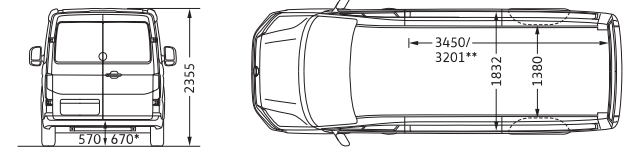
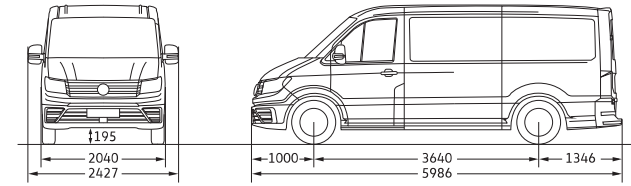
o Optional — Not available

-The Start/Stop system is designed to reduce fuel consumption and CO₂ emissions. It achieves this by automatically switching off the engine while the vehicle is stationary and then starting it again automatically when the driver wants to drive off. There are certain operating conditions where the Start/Stop system is deactivated (e.g. during engine warm-up), please refer to the owner's manual for full operating information.

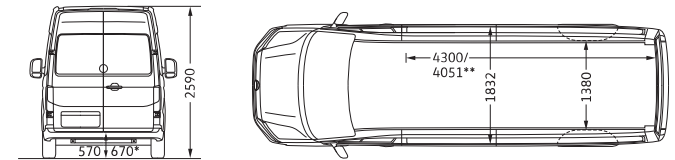
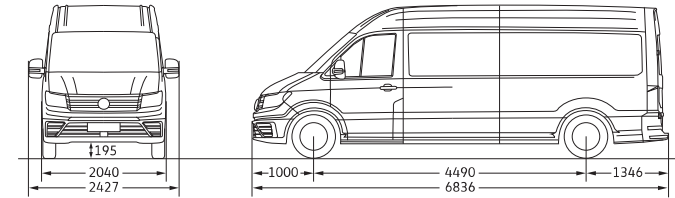
Weights and Capacities Crafter 35 Van

	MWB Standard Roof			LWB High Roof			LWB High Roof with Overhang	
	TDI340 FWD	TDI410 FWD	TDI410 4MOTION	TDI340 FWD	TDI410 FWD	TDI410 4MOTION	TDI340 FWD	TDI410 FWD
Weights & Payloads - 3.55T Standard Variants								
Gross Vehicle Mass (GVM), kg		3,550			3,550		3,550	
Unladen Weight ¹ , kg (manual)	2,099	2,144	2,269	2,241	2,286	2,412	—	—
Payload Maximum ² , kg (manual)	1,451	1,406	1,281	1,309	1,264	1,138	—	—
Unladen Weight ¹ , kg (automatic)	2,172	2,181	2,301	2,309	2,318	2,444	2,381	2,390
Payload Maximum ² , kg (automatic)	1,378	1,369	1,249	1,241	1,232	1,106	1,169	1,160
Weights & Payloads - GVM Upgrade Variants								
Gross Vehicle Mass (GVM), kg		3,880			4,000		—	
Unladen Weight ¹ , kg (manual)	—	2,159	2,276	—	2,307	2,419	—	—
Payload Maximum ² , kg (manual)	—	1,721	1,604	—	1,693	1,581	—	—
Unladen Weight ¹ , kg (automatic)	2,187	2,196	2,308	—	2,339	2,451	—	—
Payload Maximum ² , kg (automatic)	1,693	1,684	1,572	—	1,661	1,549	—	—
Towing								
Towing Capacity [#] - Braked, kg		2,500			2,500		2,500	
Towing Capacity [#] - Unbraked, kg		750			750		750	
Towing Downball Load, kg		150			150		150	
Interior Dimensions								
Seating capacity	3	3	3	3	3	3	3	3
Cargo Volume (L) - behind first row	9,900	9,900	9,300	14,400	14,400	13,600	16,400	16,400
Load Compartment Length, mm	3,450	3,450	3,450	4,300	4,300	4,300	4,855	4,855
Load Compartment Width, mm - maximum	1,832	1,832	1,832	1,832	1,832	1,832	1,832	1,832
Load Compartment Width, mm at wheel arches	1,380	1,380	1,380	1,380	1,380	1,380	1,380	1,380
Load Compartment Height, mm	1,726	1,726	1,626	1,961	1,961	1,861	1,961	1,961
Sliding Door Width, mm	1,311	1,311	1,311	1,311	1,311	1,311	1,311	1,311
Sliding Door Height, mm	1,587	1,587	1,487	1,822	1,822	1,722	1,822	1,822
Barn Door Width, mm	1,522	1,522	1,522	1,522	1,522	1,522	1,552	1,552
Barn Door Height, mm	1,605	1,605	1,505	1,840	1,840	1,740	1,840	1,840
Load Sill Height, mm	570	570	670	570	570	670	570	570
Turning Circle (m)	13.6	13.6	13.6	16.2	16.2	16.2	16.2	16.2

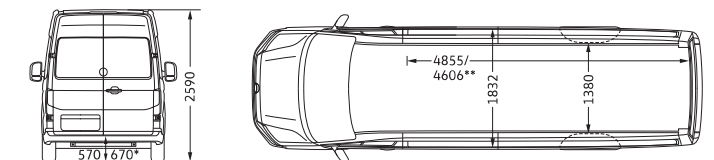
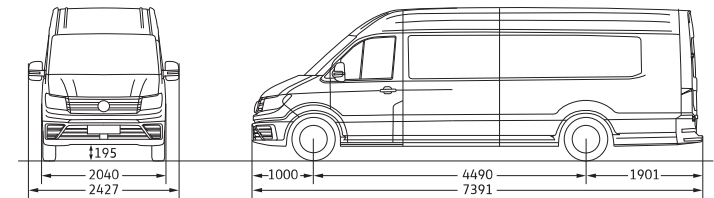
Crafter 35 Van MWB Standard Roof



Crafter 35 Van LWB High Roof



Crafter 35 Van LWO High Roof



All dimensions shown in mm. Figures quoted are for base model vehicles only.

*This value applies for 4MOTION All-Wheel Drive. **Load compartment length, max. (at floor level)/load compartment length, min.

MWB = Medium Wheelbase LWB = Long Wheelbase LWO = Long Wheelbase with Overhang FWD = Front Wheel Drive RWD = Rear Wheel Drive

1. The Unladen Mass (UM) includes 10L of fuel, vehicle fluids and no occupants. Figures quoted are for base model vehicles only.

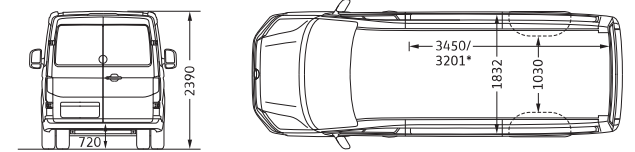
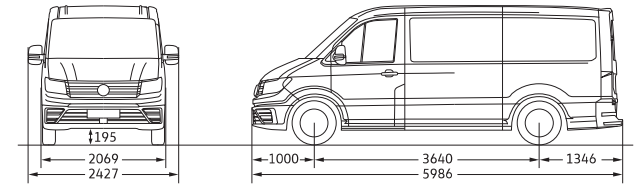
2. Payload figures determined by subtracting 'Unladen Weight' from total 'Gross Vehicle Mass' (GVM). A vehicle's final payload, given the different configurations, can only be determined by weighing the individual vehicle and comparing to the known GVM.

#Towing capacities are applicable to Volkswagen Genuine Accessory Tow Bar. Towing capacity figures are maximum figures and actual towing capacity depends on factors including the laden mass of the vehicle, driving conditions and fitment of any accessories. Volkswagen Group Australia does not endorse or will not be held liable for any claim, loss or damage arising from the use or fitment of electronic trailer brakes.

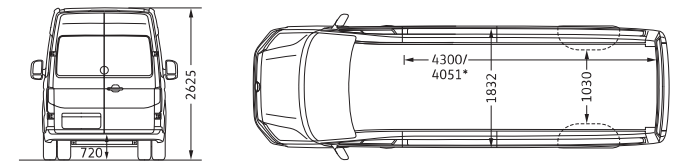
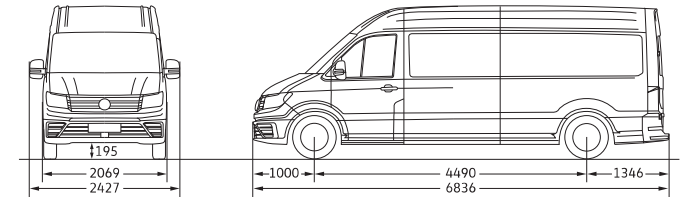
Weights and Capacities Crafter 50/55 Van

	Crafter 50 Van			Crafter 55 Van		
	MWB Standard Roof	LWB High Roof	LWB High Roof with Overhang	MWB Standard Roof	LWB High Roof	LWB High Roof with Overhang
Weights & Payloads	TDI410 RWD			TDI410 RWD		
Gross Vehicle Mass (GVM), kg		4,490			5,500	
Unladen Weight ¹ , kg (manual)	—	—	—	—	—	—
Payload Maximum ² , kg (manual)	—	—	—	—	—	—
Unladen Weight ¹ , kg (automatic)	2,475	2,616	2,693	2,497	2,637	2,714
Payload Maximum ² , kg (automatic)	2,015	1,874	1,797	3,003	2,863	2,786
Front Axle Load Limit, kg		2,200			2,200	
Rear Axle Load Limit, kg		3,500			4,000	
Towing						
Towing Capacity [#] - Braked, kg		3,500			3,500	
Towing Capacity [#] - Unbraked, kg		750			750	
Towing Downball Load, kg		150			150	
Interior Dimensions						
Seating capacity	3	3	3	3	3	3
Cargo Volume (L) - behind first row	9,300	13,600	15,500	9,300	13,600	15,500
Load Compartment Length, mm	3,450	4,300	4,855	3,450	4,300	4,855
Load Compartment Width, mm - maximum	1,832	1,832	1,832	1,832	1,832	1,832
Load Compartment Width, mm at wheel arches	1,030	1,030	1,030	1,030	1,030	1,030
Load Compartment Height, mm	1,626	1,861	1,861	1,626	1,861	1,861
Sliding Door Width, mm	1,311	1,311	1,311	1,311	1,311	1,311
Sliding Door Height, mm	1,487	1,722	1,722	1,487	1,722	1,722
Barn Door Width, mm	1,522	1,522	1,522	1,522	1,522	1,522
Barn Door Height, mm	1,505	1,740	1,740	1,505	1,740	1,740
Load Sill Height, mm	720	720	725	720	720	725
Turning Circle (m)	13.6	16.2	16.2	13.6	16.2	16.2

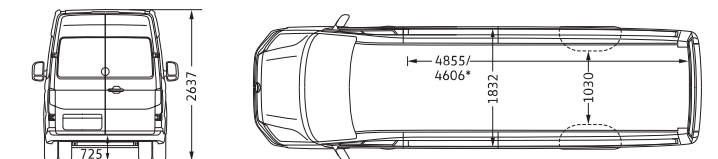
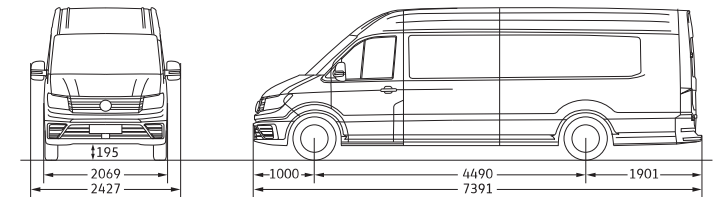
Crafter 50/55 Van MWB Standard Roof



Crafter 50/55 Van LWB High Roof



Crafter 50/55 Van LWO High Roof



All dimensions shown in mm. Figures quoted are for base model vehicles only.

*This value applies for 4MOTION All-Wheel Drive. **Load compartment length, max. (at floor level)/load compartment length, min.

MWB = Medium Wheelbase LWB = Long Wheelbase LWO = Long Wheelbase with Overhang FWD = Front Wheel Drive RWD = Rear Wheel Drive

1. The Unladen Mass (UM) includes 10L of fuel, vehicle fluids and no occupants. Figures quoted are for base model vehicles only.

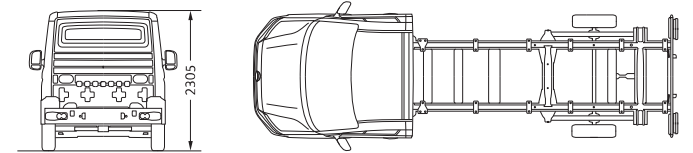
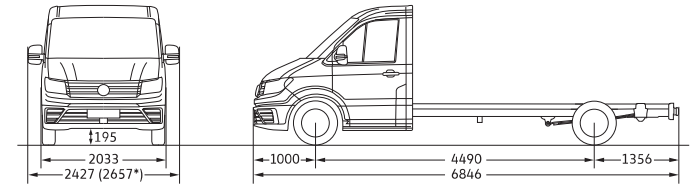
2. Payload figures determined by subtracting 'Unladen Weight' from total 'Gross Vehicle Mass' (GVM). A vehicle's final payload, given the different configurations, can only be determined by weighing the individual vehicle and comparing to the known GVM.

#Towing capacities are applicable to Volkswagen Genuine Accessory Tow Bar. Towing capacity figures are maximum figures and actual towing capacity depends on factors including the laden mass of the vehicle, driving conditions and fitment of any accessories. Volkswagen Group Australia does not endorse or will not be held liable for any claim, loss or damage arising from the use or fitment of electronic trailer brakes.

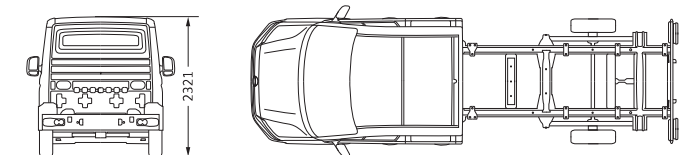
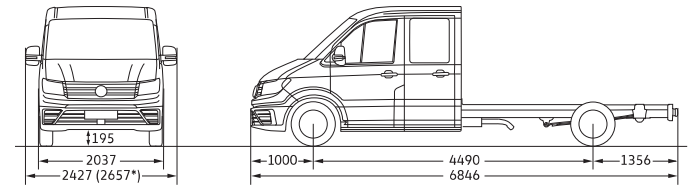
Weights and Capacities Crafter 35 Cab Chassis

	Single Cab LWB			Dual Cab LWB	
	TDI340 FWD	TDI410 FWD	TDI410 4MOTION	TDI410 FWD	TDI410 4MOTION
Weights & Payloads - 3.55T Standard Variants					
Gross Vehicle Mass (GVM), kg	3,550			3,550	
Unladen Weight ¹ , kg (manual)	–	–	–	–	–
Payload Maximum ² , kg (manual)	–	–	–	–	–
Unladen Weight ¹ , kg (automatic)	1,908	–	–	–	2,219
Payload Maximum ² , kg (automatic)	1,642	–	–	–	1,331
Weights & Payloads - GVM Upgrade Variants					
Gross Vehicle Mass (GVM), kg	4,000			4,000	
Unladen Weight ¹ , kg (manual)	–	–	–	–	–
Payload Maximum ² , kg (manual)	–	–	–	–	–
Unladen Weight ¹ , kg (automatic)	1,944	1,953	2,060	2,129	–
Payload Maximum ² , kg (automatic)	2,056	2,047	1,940	1,871	–
Towing					
Towing Capacity [#] - Braked, kg	2,500			2,500	
Towing Capacity [#] - Unbraked, kg	750			750	
Towing Downball Load, kg	150			150	
Other					
Seating capacity	3	3	3	7	7
Turning Circle (m)	16.2	16.2	16.2	16.2	16.2

Crafter 35 Single Cab Chassis LWB



Crafter 35 Dual Cab Chassis LWB



All dimensions shown in mm. Figures quoted are for base model vehicles only.

*This value applies for 4MOTION All-Wheel Drive. **Load compartment length, max. (at floor level)/load compartment length, min.

MWB = Medium Wheelbase LWB = Long Wheelbase LWO = Long Wheelbase with Overhang FWD = Front Wheel Drive RWD = Rear Wheel Drive

1. The Unladen Mass (UM) includes 10L of fuel, vehicle fluids and no occupants. Figures quoted are for base model vehicles only.

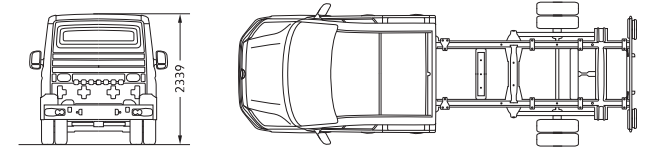
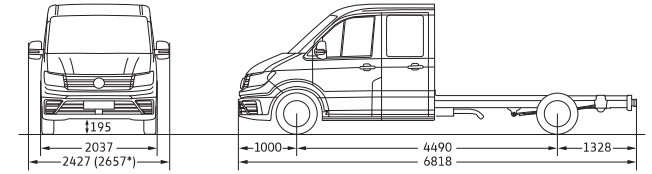
2. Payload figures determined by subtracting 'Unladen Weight' from total 'Gross Vehicle Mass' (GVM). A vehicle's final payload, given the different configurations, can only be determined by weighing the individual vehicle and comparing to the known GVM.

[#]Towing capacities are applicable to Volkswagen Genuine Accessory Tow Bar. Towing capacity figures are maximum figures and actual towing capacity depends on factors including the laden mass of the vehicle, driving conditions and fitment of any accessories. Volkswagen Group Australia does not endorse or will not be held liable for any claim, loss or damage arising from the use or fitment of electronic trailer brakes.

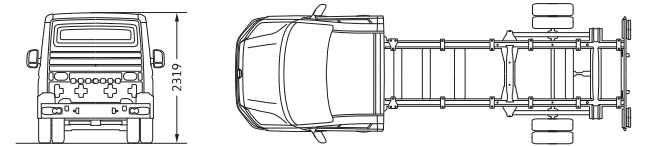
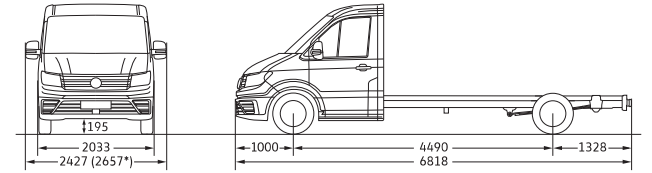
Weights and Capacities Crafter 50/55 Cab Chassis

	Crafter 50			Crafter 55		
	Single Cab LWB	Single Cab LWO	Dual Cab LWB	Single Cab LWB	Single Cab LWO	Dual Cab LWB
Weights & Payloads	TDI410 RWD			TDI410 RWD		
Gross Vehicle Mass (GVM), kg	4,490			5,500		
Unladen Weight ¹ , kg (manual)	—	—	—	—	—	—
Payload Maximum ² , kg (manual)	—	—	—	—	—	—
Unladen Weight ¹ , kg (automatic)	2,154	2,169	2,315	2,175	2,190	2,337
Payload Maximum ² , kg (automatic)	2,336	2,321	2,175	3,325	3,310	3,163
Front Axle Load Limit, kg	2,200			2,200		
Rear Axle Load Limit, kg	3,500			4,000		
Towing						
Towing Capacity# - Braked, kg	3,500			3,500		
Towing Capacity# - Unbraked, kg	750			750		
Towing Downball Load, kg	150			150		
Other						
Seating capacity	3	3	7	3	3	7
Turning Circle (m)	16.2	16.2	16.2	16.2	16.2	16.2

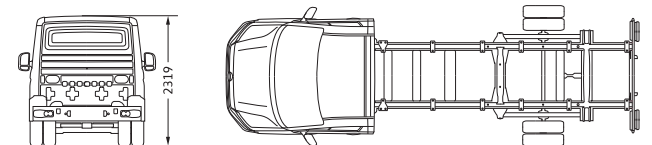
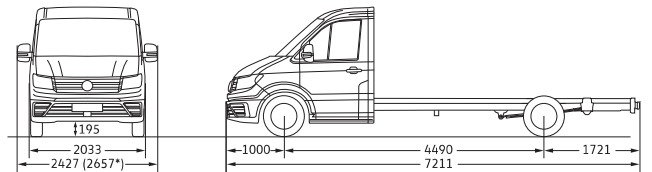
Crafter 50/55 Dual Cab Chassis LWB



Crafter 50/55 Single Cab Chassis LWB



Crafter 50/55 Single Cab Chassis LWO



All dimensions shown in mm. Figures quoted are for base model vehicles only.

*This value applies for 4MOTION All-Wheel Drive. **Load compartment length, max. (at floor level)/load compartment length, min.

MWB = Medium Wheelbase LWB = Long Wheelbase LWO = Long Wheelbase with Overhang FWD = Front Wheel Drive RWD = Rear Wheel Drive

1. The Unladen Mass (UM) includes 10L of fuel, vehicle fluids and no occupants. Figures quoted are for base model vehicles only.

2. Payload figures determined by subtracting 'Unladen Weight' from total 'Gross Vehicle Mass' (GVM). A vehicle's final payload, given the different configurations, can only be determined by weighing the individual vehicle and comparing to the known GVM.

#Towing capacities are applicable to Volkswagen Genuine Accessory Tow Bar. Towing capacity figures are maximum figures and actual towing capacity depends on factors including the laden mass of the vehicle, driving conditions and fitment of any accessories. Volkswagen Group Australia does not endorse or will not be held liable for any claim, loss or damage arising from the use or fitment of electronic trailer brakes.

Features and Specifications

Safety and Security	Van	Single Cab	Dual Cab
Airbags			
Front airbag for driver and front passenger	●	●	●
Side and curtain airbags for driver and front passenger [#]	●	●	●
Seat belts			
3-point seat belts with height adjustment and belt tensioners for driver	●	●	●
Seat belt warning light and buzzer for driver's seat	●	●	●
Brakes and Traction Control			
Multi-Collision Brake (MCB)	●	●	●
Adaptive Electronic Stabilisation Programme (ESP)	●	●	●
Anti-Lock Braking System (ABS)	●	●	●
Brake Assist (BA)	●	●	●
Traction Control System (TCS)	●	●	●
Electronic Differential Lock (EDL)	●	●	●
Hill Hold Assist	●	●	●
Crosswind Assist	●	—	—
Driver Assistance Technology			
Front Assist with City Emergency Brake*	●	●	●
Driver Fatigue Detection*	●	●	●
Front and Rear Park Distance Control* (PDC) with Rear View Camera*	●	—	—
Preparation for Rear View Camera*	—	○	○
Driver Assistance Package 1			
Fog Lights with cornering function, 'Light and Sight' windshield wiper intermittent control with light and rain sensor and separate daytime running light with automatic headlight control, 'Leaving Home' function and manual 'Coming Home' function	○	○	○
Driver Assistance Package 2			
Side Protection*, Rear Traffic Alert*, Blind Spot Monitoring*, Lane Keep Assist* and Electric Folding Mirrors	○	—	—
Driver Assistance Package 3			
Park Assist*, Side Protection*, Rear Traffic Alert*, Blind Spot Monitoring*, Lane Keep Assist* and Electric Folding Mirrors	○	—	—
Driver Assistance Package 4			
Adaptive Cruise Control (ACC)*	○	—	—
Driver Assistance Package 4MOTION			
Mechanical Differential Lock* and Hill Descent Assist*	○	—	—
Driver Assistance Package 'Chassis'			
Adaptive Cruise Control (ACC)* and Lane Keep Assist*	—	○	○

● Standard ○ Optional — Not Available MWB = Medium Wheelbase LWB = Long Wheelbase LWO = Long Wheelbase with Overhang FWD = Front Wheel Drive RWD = Rear Wheel Drive C35 = standard 3.55t GVM single rear tyre C50 = standard 4.49t GVM dual rear tyre C55 = standard 5.5t GVM dual rear tyre

[#]Excludes Crafter Van with high roof, without a partition and no right hand side sliding door. Vans with super-high roof have no curtain airbags. *Safety technologies are designed to assist the driver, but should not be used as a substitute for safe driving practices.

Safety and Security

	Van	Single Cab	Dual Cab
Locking and Security			
Anti-theft alarm system with backup horn, interior monitoring and towing protection	○	○	○
Central locking system with radio remote control and interior release mechanism	●	●	●
Central locking system with radio remote control, interior release mechanism and SAFELOCK	○	○	○
Child safety lock in passenger compartment when removing partition	○	—	—
Two (2) remote control folding keys	●	●	●
Engine immobiliser (electronic)	●	●	●
One (1) Chock	○	○	○
Two (2) Chocks	○	—	—
First aid kit, warning triangle, safety vest and warning light	○	○	○
Lighting			
Twin Halogen headlights	●	●	●
Headlight range adjustment	●	●	●
Separate Daytime Running Lights (DRL)	●	●	●
LED headlamps with separate LED Daytime Running Light	○	○	○
High rear stop light	●	—	—
Rear fog light	●	●	●
Head Restraints			
Front safety optimised head restraints, height adjustable	●	●	●

Exterior Equipment and Styling

Doors

Sliding door, left, in load/passenger compartment	●	—	—
Sliding door, right, in load/passenger compartment with additional 12 Volt socket in load/passenger compartment and grab handle on partition in load/passenger compartment	○	—	—
Sliding door, left/right, in load area with interlock for certain opening positions and increased lift-out distance, left and/or right and with additional 12 Volt socket in load/passenger compartment and grab handle on partition in load/passenger compartment	○	—	—
Rear barn doors with heated window, rear wiper and washer system	●	—	—
270 degree opening rear barn doors	○ MWB/LWB ● LWO	—	—

Roofs

Medium roof - body coloured	● MWB — LWB/LWO	●	●
High roof - body coloured	● LWB/LWO ○ MWB	—	—
Super high roof - body coloured	○ MWB/LWB/LWO — MWB/LWB/LWO 4MOTION	—	—
Roof trim molded headliner in cabin	●	●	●
Roof trim molded headliner in load/passenger compartment (n/a with full height plywood side trim)	○	—	—
Roof rails for roof rack	○	—	—
Roof rack with two (2) movable bars under the roof and two (2) lashing rails under the roof	○	—	—

Exterior Equipment and Styling

	Van	Single Cab	Dual Cab
Windows			
Heat-insulating windshield made of laminated glass	●	●	●
Heat-insulating glass (green)	●	●	●
Windscreen wiper intermittent control	●	●	●
Heated windows with wiper/washer system in rear barn doors	●	—	—
Electric power windows with comfort operation and circuit breaker (front)	●	●	●
Hinged side windows in 2 nd row (opening)	—	—	●
Rear privacy glass (with 2 nd sliding door)	○	—	—
Side window in load/passenger compartment, front left and/or right, fixed	○	—	—
Side window in load/passenger compartment, front left and/or right, sliding	○	—	—
Side window in load/passenger compartment, centre left and/or right, fixed	○ LWB/LWO — MWB	—	—
Side window in load/passenger compartment, rear left and/or right, fixed	○	—	—
Security mesh for windows in rear barn doors	○	—	—
Body Enhancements			
Black bumper bar in front with painted trim panel in body colour (grey bumper bar with optional luminous orange)	●	●	●
Black exterior mirror housings and door handles	●	●	●
Black side protective strips	●	●	●
Unpainted radiator grille	●	●	●
Roof rack mounting points	10 MWB / 13 LWB / 15 LWO	—	—
Trailer hitch preparation (including trailer stabilisation)	●	●	●
Side reflectors	●	●	●
Underbody stone guard	●	●	●
One towing eye in front and in rear	●	—	—
Painted Ladder Holder - Front and Rear, incl bulkhead protection grille at front	—	○ C50/C55	○ C50/C55
Painted Ladder Holder - Front only, incl bulkhead protection grille at front	—	○ C50/C55	○ C50/C55
Gross Vehicle Mass upgrade from 3.55t to 3.88t	○ MWB — LWB/LWO	—	—
Gross Vehicle Mass upgrade from 3.55t to 4t	○ LWB/LWO — MWB	○	○
Wheels and Tyres			
16" steel wheels with centre wheel trim - 205/75 R16 C113/111	● C35/C50	● C35/C50	● C35/C50
16" steel wheels with centre wheel trim - 235/65 R16 C121/119 R	● C35 w/GVM Upgrade	—	—
17" steel wheels with centre wheel trim - 205/70 R17 C115/113	● C55	● C55	● C55
Steel spare wheel - full size	●	●	●
Tool kit with vehicle jack	●	●	●
Tyre mobility set (12 Volt compressor and tyre sealant)	—	○	○
Tyre Pressure Monitoring System (TPMS)	○	○	○
Suspension and Chassis			
Heavy-duty suspension system and shock absorption	○	○	○
Standard suspension system and shock absorption, heavy-duty stabiliser	○	○	○
Heavy-duty suspension system and shock absorption, reinforced heavy-duty stabiliser	○	○	○
Reinforced front axle	○ C35 FWD/4MOTION MWB ● C35 LWB 4MOTION ● C50/C55	○ C35 ● C50/C55	● C35/C50/C55

Comfort and Convenience**Air Conditioning, Batteries and Alternators**

	Van	Single Cab	Dual Cab
Climatic air conditioning system with dust and pollen filter in the cabin	●	●	●
2 nd evaporator (below roof in cabin; one 1-DIN slot in overhead compartment)	○	○	○
2 nd heater core (below right seat substructure) and 2 nd evaporator (below roof in cabin ; one 1-DIN slot in overhead compartment)	○	○	○
Battery with increased capacity	○	○	○
AGM battery and alternator with increased capacity	○	○	○
Main battery switch	○	○	○
2 nd battery with cut-off relay and battery monitoring (AGM battery)	○	○	○
2 nd alternator with 180A	○	○	○

Cruise Control

Cruise Control, including speed limiter	●	●	●
---	---	---	---

Floor Covering and Side Trim

Rubber floor covering in cabin	●	●	●
Wooden floor covering in load/passenger compartment, with loading edge protection in rear	○	—	—
Wooden floor covering with wheel housing trim in load/passenger compartment	○	—	—
Universal floor covering with lashing rings and longitudinal or transverse lashing rails	○	—	—
Hardboard side trim panels - half height	○	—	—
Plywood side trim panels - full height (n/a with moulded interior roof trim)	○	—	—
C rails, side panel and partition	○	—	—

In-Car Entertainment and Technology

<u>'Composition Media' audio system with App-Connect[^]</u> 6.5" colour touchscreen display, AM/FM radio, USB-C inputs and four (4) speakers. Car menu with convenience and service settings. Includes display for Park Distance Control* and Rear View Camera*. App-Connect [^] USB interface for Apple CarPlay [®] , Android Auto™ and MirrorLink [®] in dash panel.	●	●	●
<u>'Discover Media' audio system with App-Connect[^] and Satellite Navigation</u> 8" colour touchscreen display, FM radio, USB-C inputs and four (4) speakers. 2D and 3D (bird's eye) map views. Car menu with convenience and service settings. Includes display for Park Distance Control* and Rear View Camera*. App-Connect [^] USB interface for Apple CarPlay [®] , Android Auto™ and MirrorLink [®] in dash panel.	○	○	○
Bluetooth [®] phone connectivity with contacts display and Bluetooth [®] audio streaming, operation via touchscreen audio unit or Multi-Function Display	●	●	●
Audio, telephone, cruise control and Multi-Function Display controls mounted on steering wheel	●	●	●

Instrumentation

Speedometer and tachometer, electronic odometer and trip meter, service interval display, fuel and coolant gauges, low fuel warning light and adjustable illumination	●	●	●
Multi-Function Display (MFD Plus) - exterior temperature, speed limit warning, average fuel consumption, brake pad wear indicator, average speed, current fuel consumption, range, journey time, service, gear recommendation, time, digital speed display, digital oil temperature gauge, language setting, light and sound	●	●	●

Interior Lighting

Two (2) LED reading lights in cabin	●	●	●
Two (2) roof lights in load compartment	●	—	—
Two (2) roof lights in 2 nd row in cabin	—	—	●
Four (4) LED roof lights in load compartment (part of 'Cargo Area Upgrade Package')	○	—	—

Load Compartment

Lashing rings for load restraint	10 MWB / 12 LWB / 14 LWO	10 (with optional load platform)	10 LWB with optional load platform
Two (2) 12 Volt sockets in the load area	●	—	—
Partition (high) with window and protective grille	●	—	—
Grab handle on the partition in the load area on the passenger side	●	—	—
Load platform with folding aluminium drop-sides, safety latches and step integrated in the tailboard	—	○	○
Underride guard (with optional load platform)	—	○	○

Mirrors

Exterior mirrors with integrated LED turn signal and wide angle range (left: convex, right: convex)	●	●	●
Exterior mirrors, power adjustable and heated	●	●	●
Dimming breakaway interior rear view mirror	●	●	●

Seating

Comfort Seat "Plus" for driver, longitudinal and height adjustment, electronically 4-way adjustable lumbar support, dual adjustable armrests	●	●	●
2-seater bench for front passengers with under seat storage and foldable table in the backrest	●	●	●
4-seater bench for passengers in 2 nd row	—	—	●
"ergoActive" suspension seat - driver	○	○	○
"ergoActive" suspension seat - front passenger (replacing 2-seater bench with single seat; n/a with 2 nd heater core)	○	○	○
Swivel seat — driver	○	○	○
Swivel seat — front passenger (replacing the 2-seater bench with single seat)	○	○	○
Heated seats, separately controllable (driver & front passenger)	○	○	○

Steering Wheel

Electro-mechanical power-assisted rack and pinion steering	●	●	●
Multi-function steering wheel, height and reach adjustable	●	●	●
Audio, telephone, cruise control and Multi-Function Display controls mounted on steering wheel	●	●	●

Cabin

Storage compartment under front passenger bench seat	●	●	●
Storage compartment under passenger bench seat in 2 nd row	—	—	●
Illuminated glove compartment with lockable lid	●	●	●
Overhead storage with two 1-DIN-slots and reading lamp	●	●	●
Four (4) cup holders in the dashboard	●	●	●
Front door pockets	●	●	●
Front sunvisors (folding and swiveling) with ticket holder on both sides	●	●	●
Open storage compartments in the dashboard above the glovebox	●	●	●
Open storage compartment next to gear lever	●	●	●
Two (2) 12 Volt sockets in the dashboard	●	●	●
Grab handles for driver and front passenger on A pillar	●	●	●

Comfort and Convenience

	Van	Single Cab	Dual Cab
Functional Equipment			
Acoustic warning when reverse gear is engaged, dimming	○	○	○
Acoustic warning when reverse gear is engaged, with deactivation switch	○	○	○
Customer-specific Function Control Unit (CFCU) with bodybuilder programming	●	●	●
Customer-specific Function Control Unit (CFCU) with bodybuilder programming and telematics preparation	○	○	○
Power take-off of transmission without lock and flange, with increased constant power output	—	○ RWD — FWD/4MOTION	○ RWD — FWD/4MOTION
Cargo Area Upgrade Package			
Load compartment lighting with four (4) LED spot lights and grab handles on each D pillar (2 in total)	○	—	—
Trendline Styling Package			
Illuminated step in the cabin, one additional 12V outlet in cabin, chrome elements in the interior, hub caps with chrome emblems, radio grille painted with 3 (three) chrome molding, front fog lights with cornering function	○	○	○
Winter Package			
Heat-insulating windshield made of laminated glass (heated), leather-wrapped and heated multi-function steering wheel (3-spoke) and headlamp washer system with washer fluid level indicator	○	○	○



5 years Unlimited Kilometre Warranty

At Volkswagen, we pride ourselves on the highest quality standards that come with German engineering.

We back this commitment with a 5 year unlimited kilometre warranty on all new Volkswagen vehicles¹.



1 year Roadside Assist

Every new Volkswagen comes with a 1 year Roadside Assist membership².

That's 24 hour roadside assistance, emergency accommodation, car rental and towing as well as property and other assistance, all included for added peace of mind.



Volkswagen Care Plans

Volkswagen Care Plans³ have you covered for your first 3 or 5 scheduled services, providing you savings off the total Assured Service Pricing RRP. It's convenient, hassle-free scheduled servicing easily available for purchase at your local Volkswagen Dealer.



Assured Service Pricing

Assured Service Pricing⁴ gives you the transparency of knowing how much your service will cost up front.

Our Volkswagen Dealers have access to the latest diagnostic equipment and tools. Plus, they use Volkswagen Genuine Parts[®] to ensure your Volkswagen stays a Volkswagen.

You're in safe hands at your Volkswagen Dealer when it comes to servicing.

1. Conditions and exclusions apply, see <https://www.volkswagen.com.au/en/owners-service/warranty.html>. Your rights under this warranty are provided in addition to, and in some cases overlap with, consumer guarantees under the Australian Consumer Law and do not limit or replace them.

2. Volkswagen Roadside Assist membership is provided by AWP Australia Pty Ltd ABN 52 097 227 177 trading as Allianz Global Assistance. Whenever you request roadside vehicle assistance under your membership, you will be making that request to Allianz Global Assistance, who will provide the services under an arrangement with Volkswagen Group Australia Pty Limited ABN 14 093 117 876. The terms and conditions contain exclusions and limitations, please visit <https://www.volkswagen.com.au/en/owners-service/roadside-assist.html>.

3. Volkswagen Care Plans are available for purchase at <https://www.volkswagen.com.au/en/owners-service/care-plans.html> or from participating authorised Volkswagen Dealers for Eligible Vehicles and covers standard items as contained in each scheduled service interval only. The service intervals occur every 15,000 KM/12 months (whichever occurs first) for all models except MY18 to current Crafter vehicles and MY21 onwards Amarok vehicles, which are scheduled to occur every 20,000 km/12 months (whichever occurs first). These Care Plans can only be purchased prior to the first scheduled service and up to 22,500 km/15 months (whichever occurs first) for all models except MY18 to current Crafter vehicles and MY21 onwards Amarok vehicles which is 30,000 km/15 months (whichever occurs first). The timeframe takes effect from when the vehicle is first reported in our system as 'sold'. Discount structure varies by model. For details of what is not included in a scheduled service, please refer to the program terms and conditions.

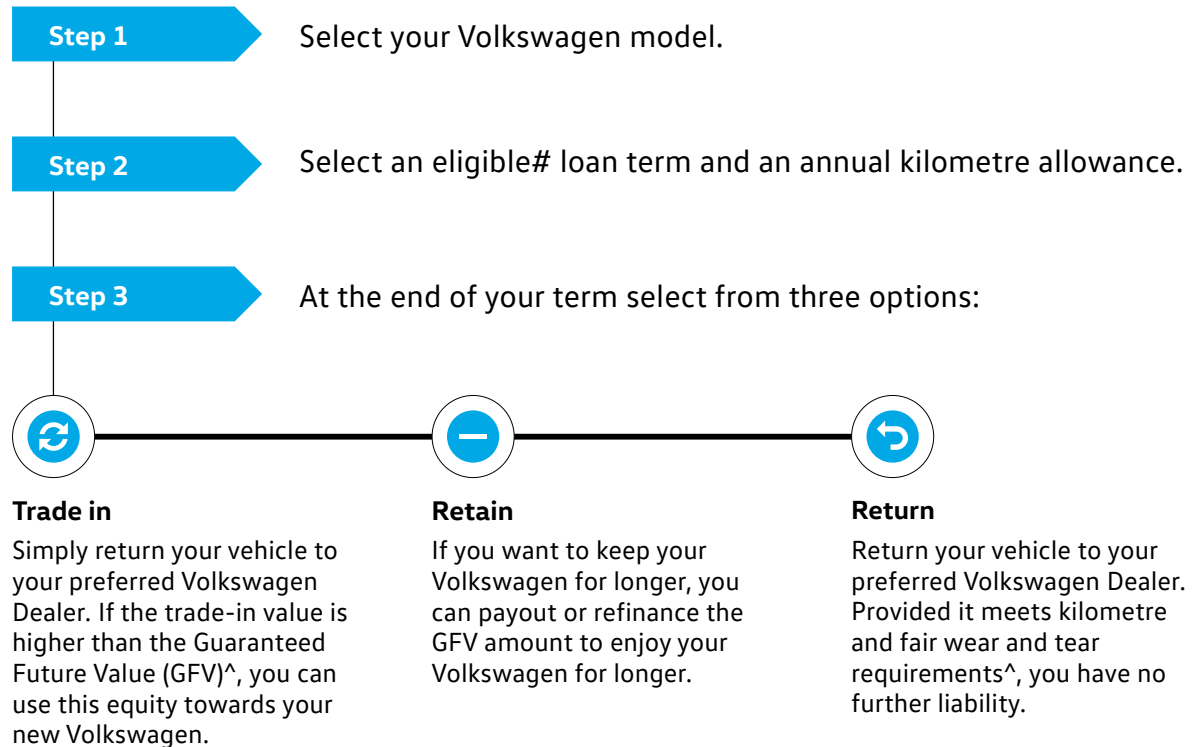
4. Assured Service Pricing applies to the first 5 standard scheduled services of your vehicle which are scheduled to occur at every 15,000 km/12 month interval (whichever occurs first) or for MY18 to current Crafter vehicles and MY21 onwards Amarok vehicles only, 20,000kms/ 12 month interval (whoever occurs first). Volkswagen will publish the maximum price for a specified Scheduled Service on 1st February each year (or first business day after this date), and pricing will remain fixed for 12 months only. For more details on the Eligible Model's, pricing, items not included and for full terms and condition, please see <https://www.volkswagen.com.au/app/locals/service-pricing-guide>.

Volkswagen Choice[^]

Guarantee the minimum future value of your Volkswagen

Naturally we understand that your Volkswagen represents a valuable investment, so we understand that you want to maintain it in premium condition. Volkswagen Choice[^] is a finance program tailored to the requirements of Volkswagen owners by providing assurance around your Volkswagen's future value[^], whilst offering simple monthly instalment financing options.

Whether you are selecting your new Volkswagen for business or personal use, you can choose the contract term that best suits your requirements. Enjoy the confidence that comes from having locked in a minimum value up front to be attributed to your vehicle at the end of your contract[^]. There are also no account keeping fees with a fixed interest rate.



[^]Volkswagen Guaranteed Future Value consists of an option to return your vehicle to Volkswagen Financial Services (VFS) ABN 20 097 071 460, Australian Credit Licence 389344, at the end of the term and requires VFS to purchase the vehicle at an agreed price determined by VFS, known as the Guaranteed Future Value (GFV). [#]Eligible loan terms include 12-60 months, vary by model and are subject to change, ask dealer for more information. At the end of the term, you can elect to: (1) trade-in; (2) return; or (3) retain the vehicle by paying the GFV, which is a lump sum owed to VFS at the end of the loan term after all repayments have been made. You will be liable for any loan contract deficit and additional charges if you exceed the nominated kilometre allowance and/or the vehicle is not in an acceptable condition. Available on new and demonstrator Volkswagen vehicles for selected models. Contact your Official Volkswagen Dealer to verify eligible vehicles for this program. Fleet, government, rental buyers, hire car and chauffeur companies excluded.

The Crafter Range

Volkswagen Group Australia Pty Ltd
895 South Dowling Street, Zetland NSW 2017
ABN 14 093 117 876

Printed in Australia
November 2023
www.volkswagen.com.au

Publication: VWCCRAPRESSPMY24

Your Volkswagen Dealer.

Important information

Apple CarPlay® is a registered trade mark of Apple Inc. Android Auto™ is a registered trade mark of Google Inc. MirrorLink® is a registered trade mark of Car Connectivity Consortium LLC. Bluetooth® is a registered trade mark of Bluetooth SIG Inc.

Volkswagen distributed by Volkswagen Group Australia Pty Ltd (ABN 14 093 117 876) of 895 South Dowling Street, Zetland NSW 2017. Specifications are as planned at November 2023, for Model Year 2024 and are subject to change without notice or obligation. All information in this brochure are correct at the time of publication, however variations may occur from time to time and Volkswagen, in so far as it is permitted by law to do so, shall not be liable in any way as a result of any reliance by any person on anything contained in this brochure. Authorised Volkswagen dealers will provide up-to-date information on model application, design feature, prices, and availability on request.